

6469028-1 ✓ ACTIVE



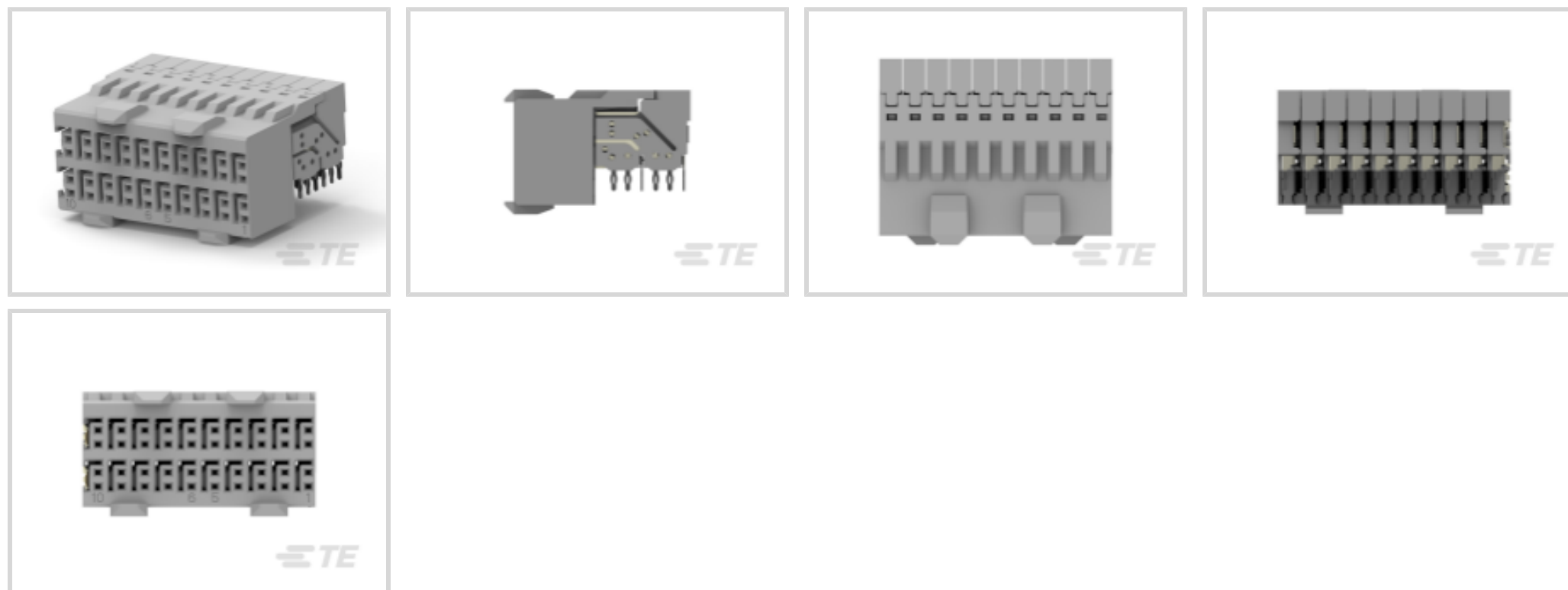
Z-PACK | Z-PACK HM-Zd

TE Internal #: 6469028-1

High Speed Backplane Connectors, Board-to-Board, 40 Position,
Mating Alignment, Polarization Mating Alignment Type, 4 Row, 10
Column, Z-PACK HM-Zd

[View on TE.com >](#)

Connectors > PCB Connectors > Backplane Connectors > High Speed Connectors



Connector System: **Board-to-Board**

Number of Positions: **40**

Row-to-Row Spacing: **1.5 mm [.059 in]**

Mating Alignment: **With**

Mating Alignment Type: **Polarization**

Features

Product Type Features

Connector System	Board-to-Board
PCB Connector Assembly Type	PCB Mount Receptacle
Shroud Style	Fully Shrouded
Sealable	No
Connector & Contact Terminates To	Printed Circuit Board

Configuration Features

Pairs per Column	2
Number of Ground Positions	20
Card Slot Centerline	20.3 mm [.8 in]
Number of Pairs	20
Number of Signal Positions	40
Number of Positions	40
Number of Rows	4
Number of Columns	10



PCB Mount Orientation	Right Angle
-----------------------	-------------

Guide Location	Unguided
----------------	----------

Electrical Characteristics

Operating Voltage	250 VAC
-------------------	---------

Signal Characteristics

Data Rate	≤12 Gb/s
-----------	----------

Body Features

Shield Material	Phosphor Bronze
-----------------	-----------------

Contact Features

Contact Layout	Matrix
----------------	--------

Contact Type	Receptacle
--------------	------------

Contact Mating Area Plating Material Thickness	.76 μm[30 μin]
--	----------------

Contact Mating Area Plating Material	Gold
--------------------------------------	------

Contact Base Material	Copper Nickel Silicon
-----------------------	-----------------------

Contact Current Rating (Max)	.7 A
------------------------------	------

Termination Features

Termination Post & Tail Length	2.5 mm[.098 in]
--------------------------------	-----------------

Termination Method to Printed Circuit Board	Through Hole - Press-Fit
---	--------------------------

Mechanical Attachment

Mating Alignment	With
------------------	------

Mating Alignment Type	Polarization
-----------------------	--------------

Connector Mounting Type	Board Mount
-------------------------	-------------

Housing Features

Housing Material	Polyester - GF
------------------	----------------

Housing Color	Gray
---------------	------

Centerline (Pitch)	2.5 mm[.098 in]
--------------------	-----------------

Dimensions

Connector Length	24.95 mm[.988 in]
------------------	-------------------

Connector Height	11.35 mm[.446 in]
------------------	-------------------

Connector Width	18.9 mm[.744 in]
-----------------	------------------

Row-to-Row Spacing	1.5 mm[.059 in]
--------------------	-----------------

Usage Conditions



Operating Temperature Range	-65 – 105 °C[-85 – 221 °F]
-----------------------------	----------------------------

Operation/Application

Circuit Application	Signal
---------------------	--------

Industry Standards

UL Flammability Rating	UL 94V-0
------------------------	----------

Packaging Features

Packaging Method	Tube
------------------	------

Product Compliance

[For compliance documentation, visit the product page on TE.com>](#)

EU RoHS Directive 2011/65/EU	Compliant
EU ELV Directive 2000/53/EC	Compliant
China RoHS 2 Directive MIIT Order No 32, 2016	No Restricted Materials Above Threshold
EU REACH Regulation (EC) No. 1907/2006	Current ECHA Candidate List: JUNE 2022 (224) Candidate List Declared Against: JUNE 2022 (224) Does not contain REACH SVHC
Halogen Content	Low Halogen - Br, Cl, F, I < 900 ppm per homogenous material. Also BFR/CFR/PVC Free
Solder Process Capability	Not applicable for solder process capability

Product Compliance Disclaimer

This information is provided based on reasonable inquiry of our suppliers and represents our current actual knowledge based on the information they provided. This information is subject to change. The part numbers that TE has identified as EU RoHS compliant have a maximum concentration of 0.1% by weight in homogenous materials for lead, hexavalent chromium, mercury, PBB, PBDE, DBP, BBP, DEHP, DIBP, and 0.01% for cadmium, or qualify for an exemption to these limits as defined in the Annexes of Directive 2011/65/EU (RoHS2). Finished electrical and electronic equipment products will be CE marked as required by Directive 2011/65/EU. Components may not be CE marked. Additionally, the part numbers that TE has identified as EU ELV compliant have a maximum concentration of 0.1% by weight in homogenous materials for lead, hexavalent chromium, and mercury, and 0.01% for cadmium, or qualify for an exemption to these limits as defined in the Annexes of Directive 2000/53/EC (ELV). Regarding the REACH Regulation, the information TE provides on SVHC in articles for this part number is based on the latest European Chemicals Agency (ECHA) 'Guidance on requirements for substances in articles' posted at this URL: <https://echa.europa.eu/guidance-documents/guidance-on-reach>

Compatible Parts




TE Part # 6469169-1
HMZD 2PR RA HDR 40P



TE Part # 6469076-1
HM-ZD 2PR HDR ASSY 1.8MM



TE Part # 6469025-1
HM-ZD 2PR HDR 40P 2.5MM



TE Part # 1469025-1
HM-ZD 2PR HDR 40P 2.5MM



TE Part # 6469025-2
HM-ZD 2PR HDR 40P 3.7MM




TE Part # 91350-1
SEATING TOOL, HMZD RCPT, 2 PAIR



TE Part # 6469076-2
HM-ZD 2PR HDR ASSY 1.8MM



TE Part # 6469314-1
2 PAIR HM ZD HDR ASSY, SEQU, LF



TE Part # 1469205-1
HMZD 2PAIR, 25MM MODULE, 2.5MM



TE Part # 1469314-1
2 PAIR HM ZD HEADER ASSY, SEQU



TE Part # 1469734-1
HM-ZD 2PR HDR 40P SEQ, LF




TE Part # 6469054-1
HM-ZD 2PR HDR SELECT LOAD


Also in the Series | Z-PACK HM-Zd



Hard Metric Backplane Connectors(1)



High Speed Backplane Connectors(46)



Insertion & Extraction Tools(2)

Documents

[Product Drawings](#)
[HM-ZD 2PR RECP 40P](#)

English

[CAD Files](#)
[3D PDF](#)
3D
[Customer View Model](#)



[ENG_CVM_CVM_6469028-1_E.2d_dxf.zip](#)

English

Customer View Model

[ENG_CVM_CVM_6469028-1_E.3d_igs.zip](#)

English

Customer View Model

[ENG_CVM_CVM_6469028-1_E.3d_stp.zip](#)

English

By downloading the CAD file I accept and agree to the [Terms and Conditions](#) of use.

Datasheets & Catalog Pages

[High Speed Backplane Connectors catalog - Z-PACK HM-Zd Connector](#)

English

Product Specifications

[Application Specification](#)

English

Agency Approvals

[UL Report](#)

English